

# Collection Analysis Chart - Data from TitleWise Analysis

**School Library Collection** | Print & Audiovisual | eBooks & Digital

Items in collection **2a** **5,872**

Average age **2b** **2002**

Items per student **2h** **14.9**

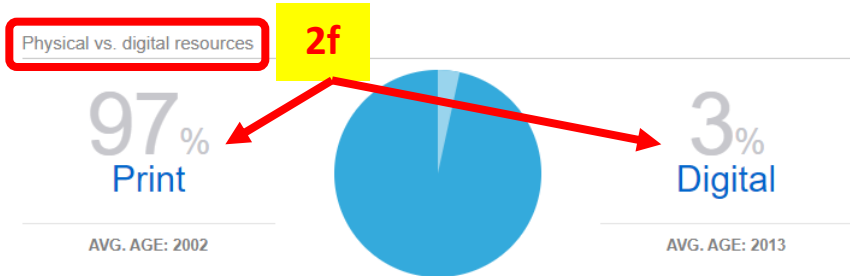
100% Recognized Call Numbers  
99.8% Matched in Titlewave

100% Recognized Publication Years

GOAL: 21 ITEMS

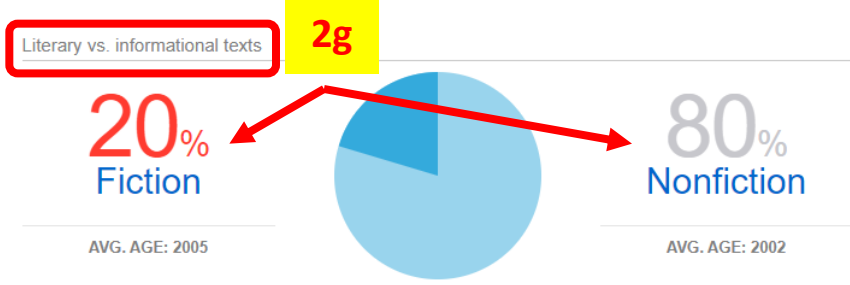
## Print, Audiovisual & Digital

Resource-rich school libraries play a key role in promoting both information literacy and reading for information and inspiration.



## Fiction & Nonfiction

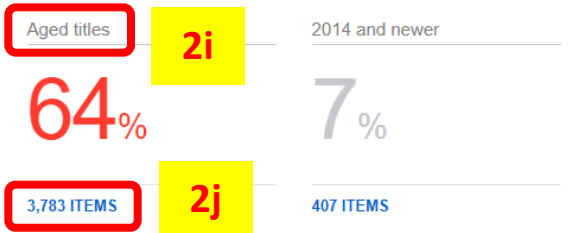
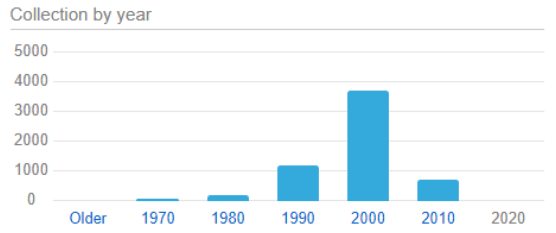
Reading comprehension requires more than just decoding and knowing the meanings of words — background knowledge is essential.



### Collection by Dewey classification

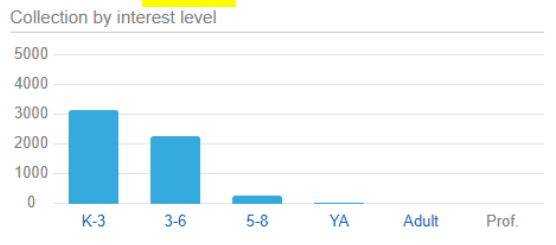
Dewey	Avg. Age	Items
000 Computer Science, Information & General Works	2007	20
100 Philosophy & Psychology	2003	44
200 Religion	2000	42
300 Social Sciences	2001	518
400 Language	2002	34
500 Science	2002	995
600 Technology	2002	403
700 Arts & Recreation	2003	210
800 Literature	2001	216
900 History & Geography	2001	660
	2002	3,142

### Compare recommended balance by Dewey >>



### Fiction, Reference, Biography & other classifications

Classification	Avg. Age	Items
General Fiction	2005	804
Reference	1998	5
Biography	2002	555
Professional	—	—
Story Collection	2009	4
Paperback	—	—
Easy	2001	1,288
Graphic Novels	2011	74
	2003	2,730



## Reading Levels

Match students to texts that can be read with success, thus assisting them to grow as readers.

Average reading level by program

**N** **650** **2c** **4.1**

GUIDED READING/F&P LEXILE ACCELERATED READER

# Collection Analysis Chart - Data from TitleWise Analysis

